

To,

**The Board of Directors**  
**PlaySimple Games Limited (formerly PlaySimple Games Private Limited)**  
No 147, 2nd Floor, Anjaneya Complex  
HAL Old Airport Road, Kodihalli  
Bengaluru 560008

Dear Sirs/ Ma'ams,

**Re: Report on conversion of Financial Statements of PlaySimple Games Pte. Ltd. ("Company" or "the material subsidiary") incorporated under the Companies Act, CAP 50, Republic of Singapore into INR in connection with proposed initial public offering of equity shares (the "Equity Shares") of PlaySimple Games Limited (the "Issuer" and such offering, the "Issue").**

1. This Report is issued in accordance with the terms of our engagement letter dated **April 18, 2026** in context of the Issue.
2. At the request of the management of the Issuer, we have examined the Financial Statements of the Company which have been audited by **KNAV NATARAJAN & SWAMINATHAN LLP** (the "Auditors") on which the Auditors have issued their audit report dated June 30, 2025 and April 20, 2026, respectively. The Financial Statements have been translated to Indian Rupees for the years ended December 31, 2025, December 31, 2024 and December 31, 2023 as enclosed to this Report (hereinafter referred to as "**Translated Financial Statements**"), which is proposed to be uploaded on the website of Issuer in connection with the Offer, as required under Schedule VI Part A Item no. (11) (I) (A) (ii) (b) of Securities and Exchange Board of India (Issue of Capital and Disclosure Requirements) Regulations, 2018, as amended ("**SEBI ICDR Regulations**") has been made available to us for our review which has been signed by us for identification purpose only.
3. Our engagement was undertaken in accordance with the Standard on Related Services (SRS) 4400 ("**SRS 4400**") "Engagements to Perform Agreed-upon Procedures regarding Financial Information", issued by the Institute of Chartered Accountants of India. Our procedures do not include verification of compliance. Further, for the purpose of this Report, our scope of work did not involve us performing audit tests for the purposes of expressing an opinion on the fairness or accuracy of any of the financial information or the financial statements of PlaySimple Games Pte. Ltd. taken as a whole. We have performed agreed-upon-procedures only and have not performed an audit, the objective of which would be the expression of an opinion on the financial statements, specified elements, accounts or items thereof, for the purpose of this Report. Accordingly, we do not express such opinion.
4. We have performed the following procedures:
  - a) reviewed the audited Financial Statements of the Company for the years ended December 31, 2025, December 31, 2024 and December 31, 2023, prepared in accordance with the **Singapore Financial Reporting Standards (SFRSs)**, as amended and the reports issued thereon by the Auditors of the Company.
  - b) reviewed the Translated Financial Statements along with the underlying workings as prepared by the management of the Issuer and ensured that the Translated Financial Statements are mathematically accurate; and
  - c) obtained the exchange rates used by the Management of the Issuer for the purpose of translating the Financial Statements from functional currency ("USD") to presentation currency ("INR").
5. Because the above procedures do not constitute either an audit or a review made in accordance with the generally accepted auditing standards in India, we do not express any assurance on the Translated

# **B.B. & Associates**

## **Chartered Accountants**

Financial Statements. Had we performed additional procedures or had we performed an audit or review of the financial statements in accordance with the generally accepted auditing standards in India, other matters might have come to our attention that would have been reported to you.

6. The preparation of the Translated Financial Statements is the responsibility of the management of the Company and Issuer, including the preparation and maintenance of all accounting and other relevant supporting records and documents. This responsibility includes the design, implementation and maintenance of internal control relevant to the preparation and presentation of the Translated Financial Statements and applying an appropriate basis of preparation; and making estimates that are reasonable in the circumstances.
7. The management of the Company and Issuer is responsible for ensuring that the Translated Financial Statements are in compliance with the requirements of the SEBI ICDR Regulations, Indian Accounting Standards 21 "*The Effects of Changes in Foreign Exchange Rates*" and other applicable rules and regulations.

### **Findings**

8. Based on our review, as above, the Translated Financial Statements as converted from its functional currency i.e. USD to presentation currency i.e. Indian Rupees (INR) in accordance with Ind AS 21 as notified under section 133 of the Companies Act, 2013 read with Companies (Indian Accounting Standards) Rules, 2015 and as required under Schedule VI Part A Item no. (11) (I) (A) (ii) (b) of SEBI (ICDR) Regulations, 2018, as amended is mathematical accurate.

### **Restriction on Use**

9. This report has been prepared at the request of the Issuer for submission to the Book Running Lead Managers ("BRLMs") and legal counsels appointed in connection with the Offer by the Company and is not to be considered for any other purpose except for the use by management of the Issuer for uploading on website of the Issuer in Compliance with the SEBI ICDR Regulations in connection with proposed initial public offering of equity shares of the Company. The Report should not be used, referred to or distributed for any other purpose except with our prior consent in writing, except for submission to governmental authorities. We do not accept or assume any liability or any duty of care or for any other purpose or to any other party to whom it is shown or into whose hands it may come without our prior consent in writing, which shall not be unreasonably withheld.

For and on behalf of

**B.B. & Associates**

Chartered Accountants

ICAI Firm Registration No.: 023670N

**Balwan Bansal**

Partner

Membership No.: 511341

Peer Review Certificate No. 015429

UDIN: 26511341NOICGJ9913

Place: New Delhi

Date: April 21, 2026

**PLAYSIMPLE GAMES PTE. LTD**

(Incorporated in Singapore)

**STATEMENT OF PROFIT AND LOSS AND OTHER COMPREHENSIVE INCOME**

Particulars	Notes	Amount in USD			Amount in INR millions		
		2025	2024	2023	2025	2024	2023
Revenue	3	256,442,181	221,087,636	218,429,376	22,442.22	18,540.98	18,045.14
Cost of Sales	4	(249,777,858)	(215,309,610)	(213,284,919)	(21,857.02)	(18,081.63)	(17,618.64)
<b>Gross Profit</b>		<b>6,664,323</b>	<b>5,778,026</b>	<b>5,144,457</b>	<b>585.20</b>	<b>459.35</b>	<b>426.50</b>
Other income	5	1,297,911	37,460	210,631	115.88	3.16	17.17
Other expenses	6	-	(428,575)	-	-	(35.73)	-
Administrative expenses	7	(253,268)	(250,835)	(229,797)	(22.34)	(21.18)	(18.98)
<b>Profit before tax</b>		<b>7,708,966</b>	<b>5,136,076</b>	<b>5,125,291</b>	<b>678.74</b>	<b>405.60</b>	<b>424.69</b>
Income tax expense		(2,201,947)	(1,939,396)	(1,273,449)	(194.16)	(164.10)	(105.79)
<b>Profit after tax</b>		<b>5,507,019</b>	<b>3,196,680</b>	<b>3,851,842</b>	<b>484.58</b>	<b>241.50</b>	<b>318.90</b>
Exchange differences in translating the financial statements		-	-	-	74.52	61.28	4.48
<b>Profit for the year, representing total comprehensive income for the year</b>		<b>5,507,019</b>	<b>3,196,680</b>	<b>3,851,842</b>	<b>559.10</b>	<b>302.78</b>	<b>323.38</b>

For **B.B. & Associates**  
Chartered Accountants  
Registration Number: 023670N


Signed by:  
  
Balwan Bansal  
Partner  
Membership No. 511341

Place: New Delhi  
Date: April 21, 2026

For and on behalf of Board of Directors of  
**Playsimple Games Pte. Ltd**

Signed by:  
  
Redin Anna Maria  
Director

Place: Stockholm,  
Sweden  
Date: April 21, 2026

Signed by:  
  
Nicholas Ashley Hopkins  
Director

Place: London,  
England  
Date: April 21, 2026

**PLAYSIMPLE GAMES PTE. LTD**  
(Incorporated in Singapore)  
**STATEMENT OF FINANCIAL POSITION**

Particulars	Notes	Amount in USD			Amount in INR millions		
		2025	2024	2023	2025	2024	2023
<b>ASSETS</b>							
<b>Non-current assets</b>							
Other assets	9	15,884	15,884	15,884	1.43	1.36	1.32
		<b>15,884</b>	<b>15,884</b>	<b>15,884</b>	<b>1.43</b>	<b>1.36</b>	<b>1.32</b>
<b>Current assets</b>							
Cash and cash equivalents	10	31,292,293	39,797,432	46,920,191	2,812.70	3,407.64	3,902.32
Trade receivables	11a	36,097,914	26,814,418	32,014,736	3,244.66	2,295.97	2,662.64
Contract assets		2,311,559	2,325,907	127,663	207.77	199.15	10.62
Other assets	11b	38,194,516	358,930	439,679	3,433.12	30.73	36.57
		<b>107,896,282</b>	<b>69,296,687</b>	<b>79,502,268</b>	<b>9,698.25</b>	<b>5,933.49</b>	<b>6,612.15</b>
<b>Total assets</b>		<b>107,912,166</b>	<b>69,312,571</b>	<b>79,518,152</b>	<b>9,699.68</b>	<b>5,934.85</b>	<b>6,613.47</b>
<b>LIABILITIES</b>							
<b>Non-current liabilities</b>							
Deferred tax liabilities		167,813	-	-	15.08	-	-
<b>Current liabilities</b>							
Trade and other payables	13	83,627,868	51,348,375	64,722,203	7,516.88	4,396.68	5,382.90
Contract liabilities		2,438,820	2,062,543	2,092,776	219.21	176.60	174.05
Current tax liabilities		1,129,102	860,109	858,309	101.49	73.65	71.38
		<b>87,195,790</b>	<b>54,271,027</b>	<b>67,673,288</b>	<b>7,837.58</b>	<b>4,646.93</b>	<b>5,628.33</b>
<b>Total liabilities</b>		<b>87,363,603</b>	<b>54,271,027</b>	<b>67,673,288</b>	<b>7,852.66</b>	<b>4,646.93</b>	<b>5,628.33</b>
<b>NET ASSETS</b>		<b>20,548,563</b>	<b>15,041,544</b>	<b>11,844,864</b>	<b>1,847.02</b>	<b>1,287.92</b>	<b>985.14</b>
<b>EQUITY</b>							
<b>Capital and reserves attributable to equity holders of the Company</b>							
Share capital	14	50,000	50,000	50,000	3.41	3.41	3.41
Retained profits		20,498,563	14,991,544	11,794,864	1,714.55	1,229.97	988.47
Foreign currency translation reserve		-	-	-	129.06	54.54	(6.74)
<b>Total equity</b>		<b>20,548,563</b>	<b>15,041,544</b>	<b>11,844,864</b>	<b>1,847.02</b>	<b>1,287.92</b>	<b>985.14</b>

**For B.B. & Associates**

Chartered Accountants

Registration Number: 023670N

Signed by:  
*Balwan Bansal*  
8FF756E696DB4FC...

**Balwan Bansal**  
Partner  
Membership No. 511341

Place: New Delhi  
Date: April 21, 2026

**For and on behalf of Board of Directors of  
Playsimple Games Pte. Ltd**

Signed by:  
*Maria Redin*  
1226F395DDDC4A6...

**Redin Anna Maria**  
Director

Place: Stockholm,  
Sweden  
Date: April 21, 2026

Signed by:  
*N Hopkins*  
68C11D613BF24EE...

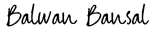
**Nicholas Ashley Hopkins**  
Director

Place: London,  
England  
Date: April 21, 2026

**PLAYSIMPLE GAMES PTE. LTD.**  
(Incorporated in Singapore)  
**STATEMENT OF CASH FLOWS**

Particulars	Amount in USD			Amount in INR millions		
	2025	2024	2023	2025	2024	2023
<b>Cash flows from operating activities</b>						
Profit before income tax	7,708,966	5,136,076	5,125,291	678.74	405.60	424.69
<b>Adjustments for :</b>						
Interest income	(987,137)	-	-	(86.77)	-	-
	<b>6,721,830</b>	<b>5,136,077</b>	<b>5,125,291</b>	<b>591.97</b>	<b>405.60</b>	<b>424.69</b>
<b>Changes in working capital :</b>						
- Trade receivables	(9,283,496)	5,200,318	(7,997,778)	(948.69)	366.67	(675.17)
- Other assets	(224,867)	80,749	(52,189)	(21.74)	5.83	(4.50)
- Trade and other payables	32,279,493	(13,373,828)	31,317,479	3,120.20	(986.22)	2,617.56
- Contract assets	14,348	(2,198,244)	(167,984)	(8.62)	(188.54)	(13.95)
- Contract liabilities	376,277	(30,233)	1,225,511	42.61	2.55	102.60
<b>Cash generated from/ (used in) operations</b>	<b>29,883,585</b>	<b>(5,185,161)</b>	<b>29,450,329</b>	<b>2,775.76</b>	<b>(394.11)</b>	<b>2,451.22</b>
Income tax paid	(948,270)	(858,309)	(1,200,345)	(80.18)	(71.37)	(98.37)
Withholding tax deducted	(816,873)	(1,079,289)	(369,160)	(71.17)	(90.49)	(30.58)
<b>Net cash generated from / (used in) operating activities</b>	<b>28,118,442</b>	<b>(7,122,759)</b>	<b>27,880,824</b>	<b>2,624.41</b>	<b>(555.97)</b>	<b>2,322.27</b>
<b>Cash flows from investing activities</b>						
- Deposits with ultimate holding company	(36,623,581)	-	-	(3,293.87)	-	-
<b>Net cash used in investing activities</b>	<b>(36,623,581)</b>	<b>-</b>	<b>-</b>	<b>(3,293.87)</b>	<b>-</b>	<b>-</b>
<b>Net decrease in cash and cash equivalents</b>	<b>(8,505,139)</b>	<b>(7,122,759)</b>	<b>27,880,824</b>	<b>(669.46)</b>	<b>(555.97)</b>	<b>2,322.27</b>
Net foreign exchange difference	-	-	-	74.52	61.28	4.48
Cash and cash equivalents at beginning of the year	39,797,432	46,920,191	19,039,367	3,407.64	3,902.32	1,575.57
<b>Cash and cash equivalents at end of the year</b>	<b>31,292,293</b>	<b>39,797,432</b>	<b>46,920,191</b>	<b>2,812.70</b>	<b>3,407.63</b>	<b>3,902.32</b>

**For B.B. & Associates**  
Chartered Accountants  
Registration Number: 023670N


Signed by:  
  
**Balwan Bansal**  
Partner  
Membership No. 511341

Place: New Delhi  
Date: April 21, 2026

**For and on behalf of Board of Directors of**  
**Playsimple Games Pte. Ltd**

Signed by:  
  
**Redin Anna Maria**  
Director

Place: Stockholm, Sweden  
Date: April 21, 2026

Signed by:  
  
**Nicholas Ashley Hopkins**  
Director

Place: London, England  
Date: April 21, 2026

**PLAYSIMPLE GAMES PTE. LTD**  
**(Incorporated in Singapore)**  
**STATEMENT OF CHANGES IN EQUITY**

Particulars	Amount in USD			Amount in INR millions			
	Share Capital	Retained Earnings	Total Equity	Share Capital	Retained Earnings	Foreign currency translation reserve	Total Equity
At 01 January 2023	50,000	7,943,022	7,993,022	3.41	669.57	(11.22)	661.76
Profit for the year, representing total comprehensive income for the year	-	3,851,842	3,851,842	-	318.90	4.48	323.38
<b>As at 31 December 2023</b>	<b>50,000</b>	<b>11,794,864</b>	<b>11,844,864</b>	<b>3.41</b>	<b>988.47</b>	<b>(6.74)</b>	<b>985.14</b>
At 01 January 2024	50,000	11,794,864	11,844,864	3.41	988.47	(6.74)	985.14
Profit for the period, representing total comprehensive income for the period	-	3,196,680	3,196,680	-	241.50	61.28	302.78
<b>As at 31 December 2024</b>	<b>50,000</b>	<b>14,991,544</b>	<b>15,041,544</b>	<b>3.41</b>	<b>1,229.97</b>	<b>54.54</b>	<b>1,287.92</b>
At 01 January 2025	50,000	14,991,544	15,041,544	3.41	1,229.97	54.54	1,287.92
Profit for the period, representing total comprehensive income for the period	-	5,507,019	5,507,019	-	484.58	74.52	559.10
<b>As at 31 December 2025</b>	<b>50,000</b>	<b>20,498,563</b>	<b>20,548,563</b>	<b>3.41</b>	<b>1,714.55</b>	<b>129.06</b>	<b>1,847.02</b>

**For B.B. & Associates**  
 Chartered Accountants  
 Registration Number: 023670N


Signed by:  
  
**Balwan Bansal**  
 Partner  
 Membership No. 511341

Place: New Delhi  
 Date: April 21, 2026

**For and on behalf of Board of Directors of**  
**Playsimple Games Pte. Ltd**

Signed by:  
  
**Redin Anna Maria**  
 Director

Place: Stockholm, Sweden  
 Date: April 21, 2026

Signed by:  
  
**Nicholas Ashley Hopkins**  
 Director

Place: London, England  
 Date: April 21, 2026

**PLAYSIMPLE GAMES PTE. LTD.**  
**(Incorporated in Singapore)**  
**NOTES TO FINANCIAL STATEMENTS**

These notes form an integral part of and should be read in conjunction with the accompanying financial statements.

**1. Corporate information**

Playsimple Games Pte. Ltd. (the "Company") is a private limited company incorporated and domiciled in Singapore. The address of its registered office is 36 Robinson Road, #20-01, City House, Singapore 068877. The Company is the wholly owned subsidiary of PlaySimple Games Limited, incorporated and domiciled in India and the ultimate holding company is Modern Times Group MTG AB, incorporated in Sweden.

The principal activities of the Company are development of software and programming activities in relation to online games and hosting these games on online platforms.

**2. Basis of preparation**

These financial statements have been prepared in accordance with Singapore Financial Reporting Standards ("SFRSs").

These financial statements have been translated by the Company in Indian Rupees (INR) in accordance with Indian Accounting Standard (Ind AS) 21 "The Effect of Changes in Foreign Currency Rates" as notified under section 133 of the Companies Act, 2013 read with Companies (Indian Accounting Standards) Rules, 2015, as amended. These financial statements are translated into INR for the sole purpose of uploading the same on the website of PlaySimple Games Limited in compliance with Schedule VI Part A Item No. (11)(I)(A)(ii)(b) of Securities and Exchange Board of India (Issue of Capital and Disclosure Requirements) Regulations, 2018, as amended ("SEBI ICDR Regulations") for the proposed Initial Public Offer ("IPO") of PlaySimple Games Limited.

*(this space has been left blank intentionally)*

## PLAYSIMPLE GAMES PTE. LTD

(Incorporated in Singapore)

## NOTES TO THE FINANCIAL STATEMENTS

Particulars	Amount in USD			Amount in INR millions		
	2025	2024	2023	2025	2024	2023
<b>3 Revenue from contracts with customers</b>	<b>2025</b>	<b>2024</b>	<b>2023</b>	<b>2025</b>	<b>2024</b>	<b>2023</b>
Advertisement income	218,945,922	176,431,053	172,912,088	19,169.24	14,796.55	14,286.55
Application income	36,436,358	40,618,553	45,175,766	3,180.20	3,403.49	3,730.39
Software development revenue	1,059,901	4,038,030	341,522	92.78	340.94	28.20
	<b>256,442,181</b>	<b>221,087,636</b>	<b>218,429,376</b>	<b>22,442.22</b>	<b>18,540.98</b>	<b>18,045.14</b>
<b>4 Cost of Sales</b>	<b>2025</b>	<b>2024</b>	<b>2023</b>	<b>2025</b>	<b>2024</b>	<b>2023</b>
Advertisement and Marketing	164,481,921	107,145,919	127,801,484	14,399.40	8,992.49	10,551.84
Purchase of software and licences	73,631,141	95,710,758	71,125,874	6,441.08	8,046.15	5,881.27
Platform Transaction fees	9,556,640	10,807,168	13,020,388	832.31	905.00	1,075.17
Sales related expenses	177,832	-	-	15.49	-	-
Server and Software expenses	1,930,324	1,645,765	1,337,173	168.74	137.99	110.36
	<b>249,777,858</b>	<b>215,309,610</b>	<b>213,284,919</b>	<b>21,857.02</b>	<b>18,081.63</b>	<b>17,618.64</b>
<b>5 Other income</b>	<b>2025</b>	<b>2024</b>	<b>2023</b>	<b>2025</b>	<b>2024</b>	<b>2023</b>
Interest income	987,137	-	-	86.77	-	-
Foreign exchange gain, net	205,845	-	210,325	19.69	-	17.14
Others	104,929	37,460	306	9.42	3.16	0.03
	<b>1,297,911</b>	<b>37,460</b>	<b>210,631</b>	<b>115.88</b>	<b>3.16</b>	<b>17.17</b>
<b>6 Other expenses</b>	<b>2025</b>	<b>2024</b>	<b>2023</b>	<b>2025</b>	<b>2024</b>	<b>2023</b>
Foreign exchange loss, net	-	428,575	-	-	36	-
	<b>-</b>	<b>428,575</b>	<b>-</b>	<b>-</b>	<b>35.73</b>	<b>-</b>
<b>7 Administrative and other expenses</b>	<b>2025</b>	<b>2024</b>	<b>2023</b>	<b>2025</b>	<b>2024</b>	<b>2023</b>
Employee compensation (Note 8)	156,820	207,709	189,107	13.75	17.49	15.63
Professional fees	85,975	35,648	34,255	7.68	3.06	2.82
Bank charges	8,840	6,639	5,732	0.77	0.56	0.47
Rental expenses	497	483	459	0.04	0.04	0.04
Telecommunication	373	253	169	0.03	0.02	0.01
Office expenses	763	103	75	0.07	0.01	0.01
	<b>253,268</b>	<b>250,835</b>	<b>229,797</b>	<b>22.34</b>	<b>21.18</b>	<b>18.98</b>
<b>8 Employee compensation</b>	<b>2025</b>	<b>2024</b>	<b>2023</b>	<b>2025</b>	<b>2024</b>	<b>2023</b>
Wages and salaries	140,508	184,244	168,487	12.32	15.53	13.93
Employer's contribution to defined contribution plans	16,312	23,465	20,620	1.43	1.96	1.70
	<b>156,820</b>	<b>207,709</b>	<b>189,107</b>	<b>13.75</b>	<b>17.49</b>	<b>15.63</b>

(this space has been left blank intentionally)

**PLAYSIMPLE GAMES PTE. LTD.**  
(Incorporated in Singapore)  
**NOTES TO THE FINANCIAL STATEMENTS**

Particulars	Amount in USD			Amount in INR millions		
	2025	2024	2023	2025	2024	2023
<b>9 Other assets</b>	<b>2025</b>	<b>2024</b>	<b>2023</b>	<b>2025</b>	<b>2024</b>	<b>2023</b>
Deposits	15,884	15,884	15,884	1.43	1.36	1.32
	<b>15,884</b>	<b>15,884</b>	<b>15,884</b>	<b>1.43</b>	<b>1.36</b>	<b>1.32</b>
<b>10 Cash and cash equivalents</b>	<b>2025</b>	<b>2024</b>	<b>2023</b>	<b>2025</b>	<b>2024</b>	<b>2023</b>
Cash at bank and on hand	31,292,293	39,797,432	46,920,191	2,812.70	3,407.64	3,902.32
	<b>31,292,293</b>	<b>39,797,432</b>	<b>46,920,191</b>	<b>2,812.70</b>	<b>3,407.64</b>	<b>3,902.32</b>
<b>11 Trade receivables and other assets</b>	<b>2025</b>	<b>2024</b>	<b>2023</b>	<b>2025</b>	<b>2024</b>	<b>2023</b>
<b>(a) Trade receivables</b>						
- Related company	-	-	31,901	-	-	2.65
- Third parties	36,097,914	26,814,418	31,982,835	3,244.66	2,295.97	2,659.99
	<b>36,097,914</b>	<b>26,814,418</b>	<b>32,014,736</b>	<b>3,244.66</b>	<b>2,295.97</b>	<b>2,662.64</b>
<b>(b) Other assets</b>						
Prepayments	467,815	343,993	436,229	42.05	29.45	36.28
Other receivables	115,982	14,937	3,450	10.43	1.28	0.29
Deposits	37,610,719	-	-	3,380.64	-	-
<b>Total other receivables</b>	<b>38,194,516</b>	<b>358,930</b>	<b>439,679</b>	<b>3,433.12</b>	<b>30.73</b>	<b>36.57</b>
<b>12 Deferred tax liabilities</b>	<b>2025</b>	<b>2024</b>	<b>2023</b>	<b>2025</b>	<b>2024</b>	<b>2023</b>
<b>Deferred tax assets/(liabilities)</b>						
Accrued Interest Income	167,813	-	-	15.08	-	-
	<b>167,813</b>	<b>-</b>	<b>-</b>	<b>15.08</b>	<b>-</b>	<b>-</b>
<b>13 Trade and other payables</b>	<b>2025</b>	<b>2024</b>	<b>2023</b>	<b>2025</b>	<b>2024</b>	<b>2023</b>
Trade payables to :						
- Related companies	43,817,201	25,435,300	41,013,951	3,938.50	2,177.89	3,411.10
- Third parties	22,736,403	20,168,670	16,912,732	2,043.66	1,726.93	1,406.62
	66,553,604	45,603,970	57,926,683	5,982.16	3,904.82	4,817.72
Accrual for other operating expenses	17,074,264	5,744,405	6,795,520	1,534.72	491.86	565.18
	<b>83,627,868</b>	<b>51,348,375</b>	<b>64,722,203</b>	<b>7,516.88</b>	<b>4,396.68</b>	<b>5,382.90</b>

**14 Share Capital**


The Company's share capital comprises fully paid-up 50,000 ordinary shares (2024: 50,000, 2023: 50,000) that do not have a par value.

**For B.B. & Associates**  
Chartered Accountants  
Registration Number: 023670N

Signed by:  
  
Balwan Bansal  
Partner  
Membership No. 511341

**For and on behalf of Board of Directors of  
Playsimple Games Pte. Ltd**

Signed by:  
  
Maria Redin  
Director

Signed by:  
  
Nicholas Ashley Hopkins  
Director

Place: New Delhi  
Date: April 21, 2026

Place: Stockholm,  
Sweden  
Date: April 21, 2026

Place: London,  
England  
Date: April 21, 2026